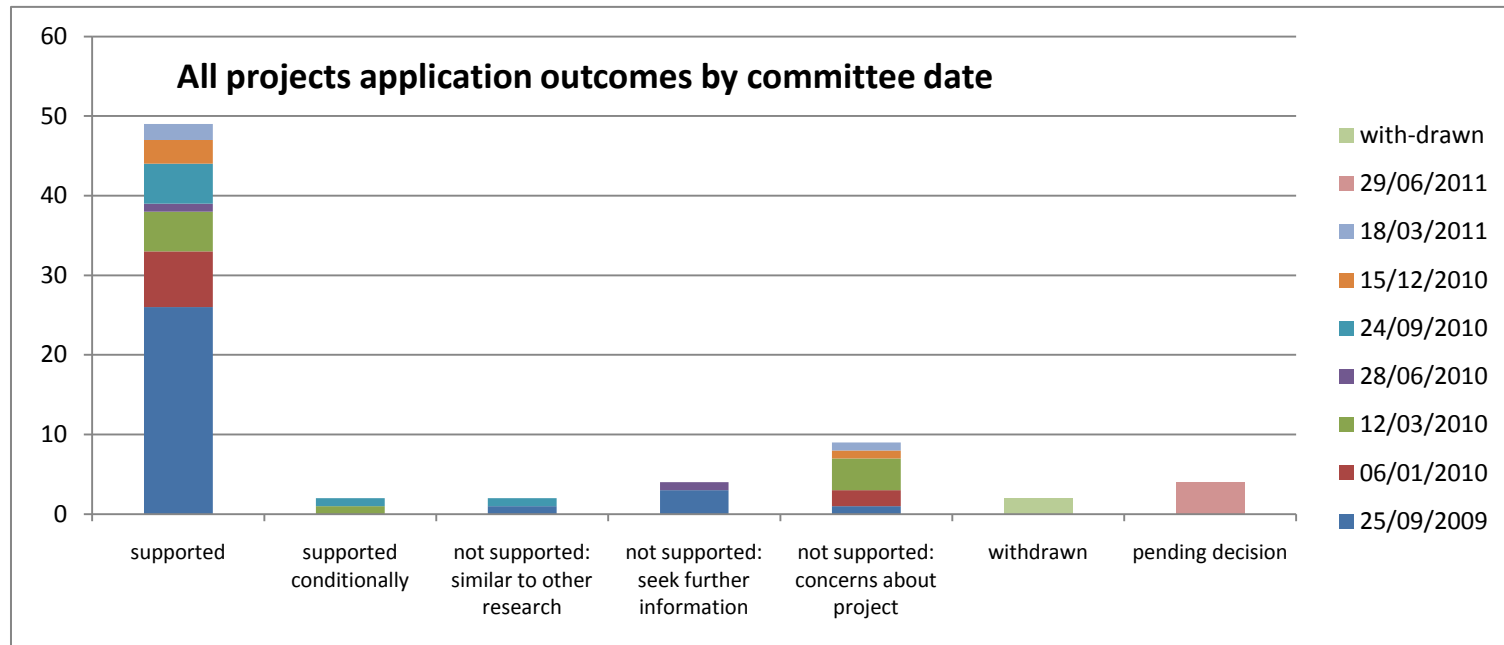


Projects: Cumulative Summary Tables

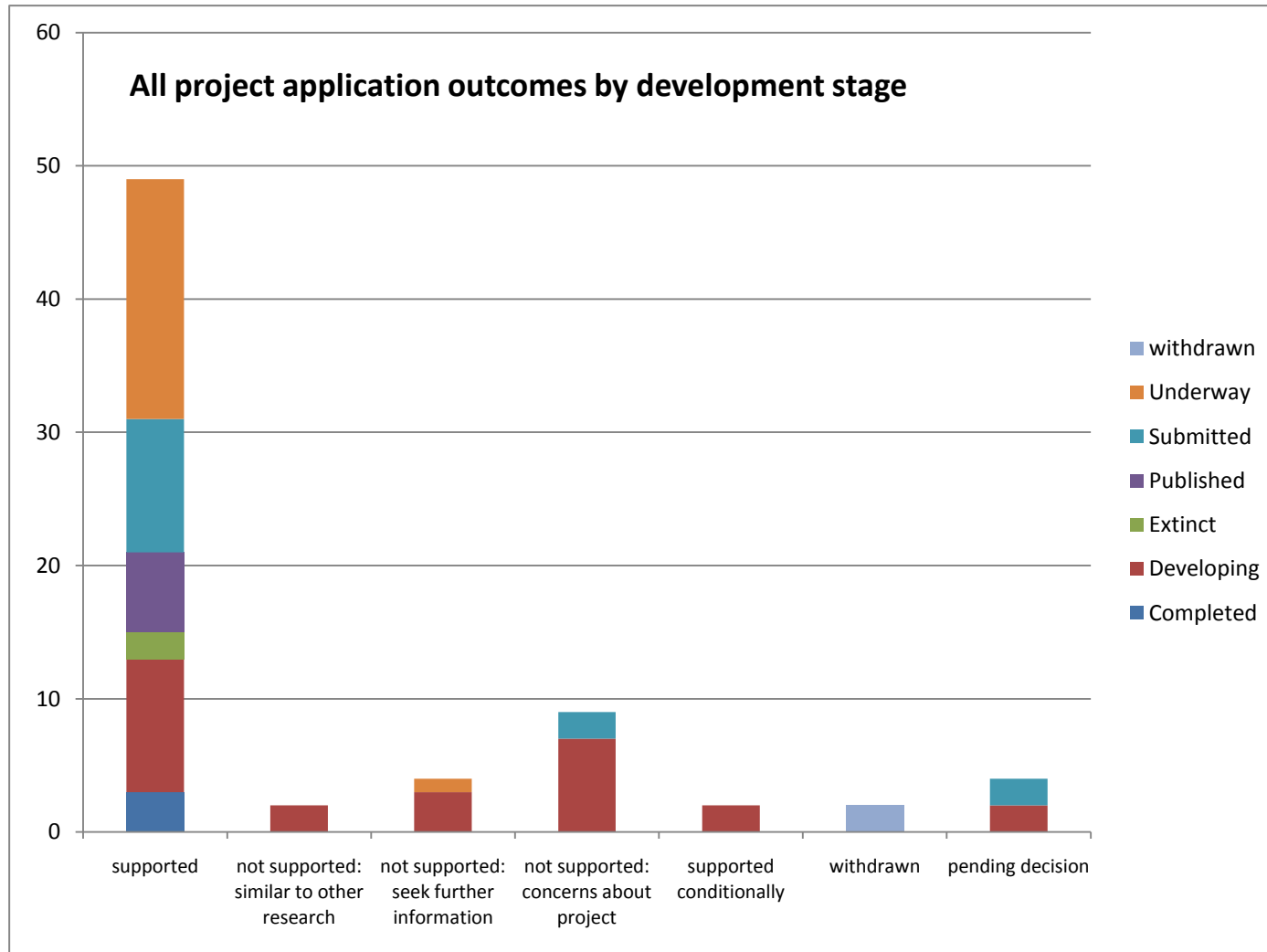
Total number of project applications since start of the NHS BCSP Research Committee

Research/Audit/Evaluation	(All)									
Project Applications	Committee Date									
	25/09/09	06/01/10	12/03/10	28/06/10	24/09/10	15/12/10	18/03/11	29/06/11	with- drawn	Total
supported	26	7	5	1	5	3	2			49
supported conditionally			1		1					2
not supported: similar to other research	1				1					2
not supported: seek further information	3			1						4
not supported: concerns about project	1	2	4			1	1			9
withdrawn									2	2
pending decision								4		4
Total	31	9	10	2	7	4	3	4	2	72



Outcomes of all project applications by development stage

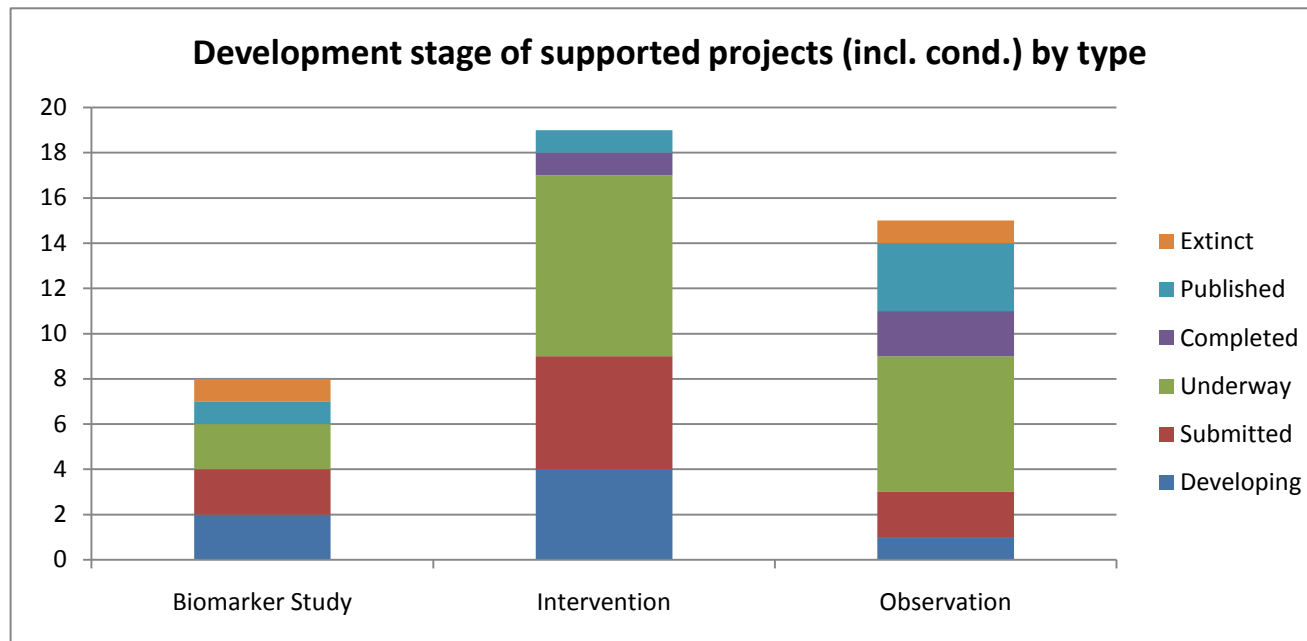
Research/Audit/Evaluation (All)								
Project Applications Outcome	Development Stage							
	Completed	Developing	Extinct	Published	Submitted	Underway	withdrawn	Total
supported	3	10	2	6	10	18		49
not supported: similar to other research		2						2
not supported: seek further information		3				1		4
not supported: concerns about project		7			2			9
supported conditionally		2						2
withdrawn							2	2
pending decision		2			2			4
Total	3	26	2	6	14	19	2	72



Development stage of supported (research) projects (including conditional) by project type

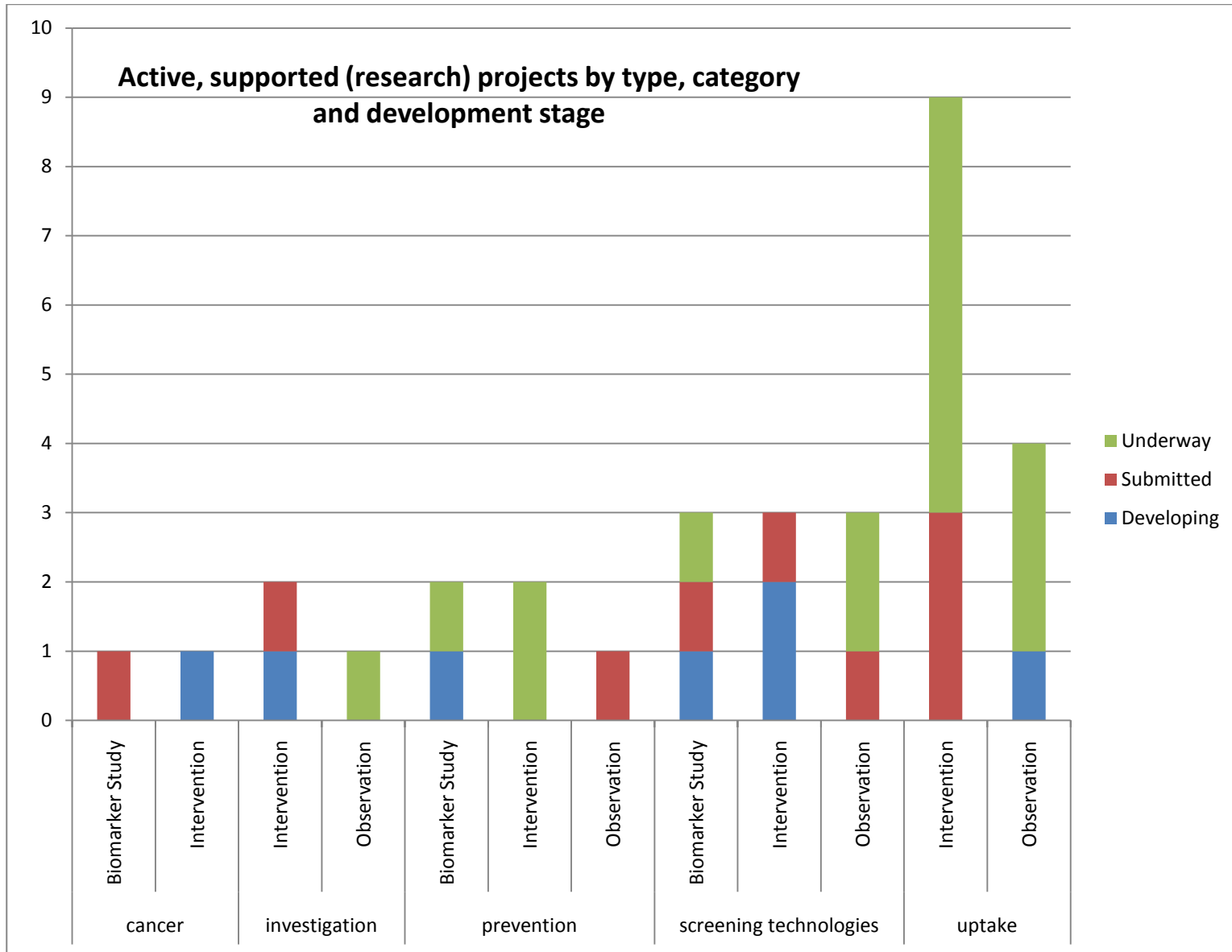
Research/Audit/Evaluation Committee Outcome **Research Supported (incl. conditional)**

Project Applications Type	Development Stage						Total
	Developing	Submitted	Underway	Completed	Published	Extinct	
Biomarker Study	2	2	2		1	1	8
Intervention	4	5	8	1	1		19
Observation	1	2	6	2	3	1	15
Total	7	9	16	3	5	2	42



Supported (research) projects by type, category and development stage

Supported Projects Category, type	Development stage						Total
	Developing	Submitted	Underway	Completed	Published	Extinct	
Research/Audit/Evaluation Committee Outcome	Research Supported incl. conditional						
cancer	1	1					2
Biomarker Study		1					1
Intervention	1						1
investigation	1	1	1		1		4
Intervention	1	1			1		3
Observation			1				1
prevention	1	1	3			1	6
Biomarker Study	1		1			1	3
Intervention			2				2
Observation		1					1
screening technologies	3	3	3	1	2		12
Biomarker Study	1	1	1		1		4
Intervention	2	1					3
Observation		1	2	1	1		5
uptake	1	3	9	2	2	1	18
Intervention		3	6	1			10
Observation	1		3	1	2	1	8
Total	7	9	16	3	5	2	42



Supported Projects (including Audit and Evaluation) by funding type and development stage

Research/Audit/Evaluation Committee Outcome (All) Supported or pending decision

Supported Projects Funding type	Development Stage					Total
	Developing	Submitted	Underway	Completed	Published	
Charity	2	3	6			11
DH	3	3	6		2	14
Hub	4	3	2	1	3	13
Industry			1			1
Other	5	3	3	2	1	14
Total	14	12	18	3	6	53

